SHEMA KONSTRUKCIJ KLETI
M : 1 : 50

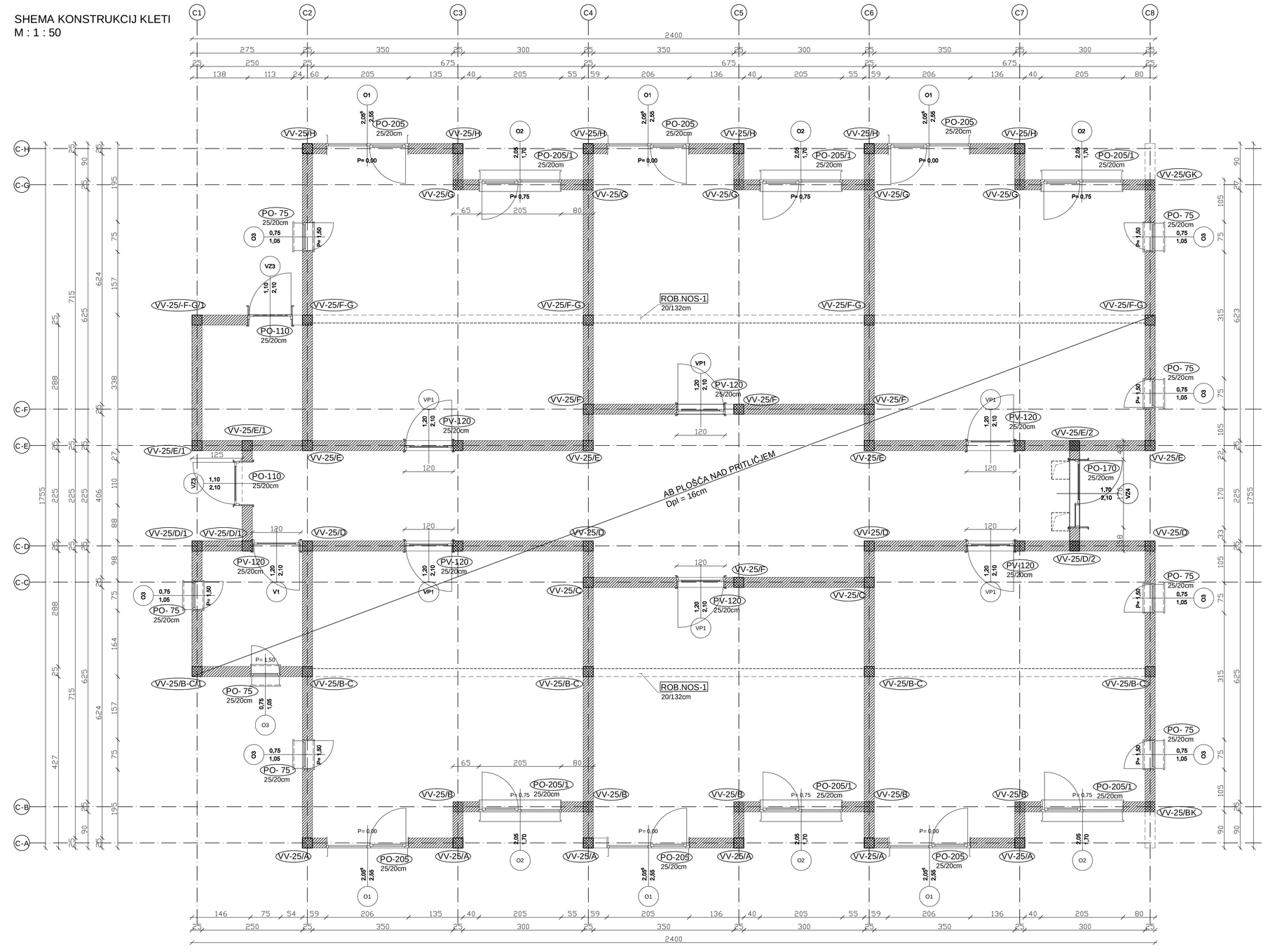

PREREZ OBJEKTA - VIŠINA VEZI
M : 1 : 50

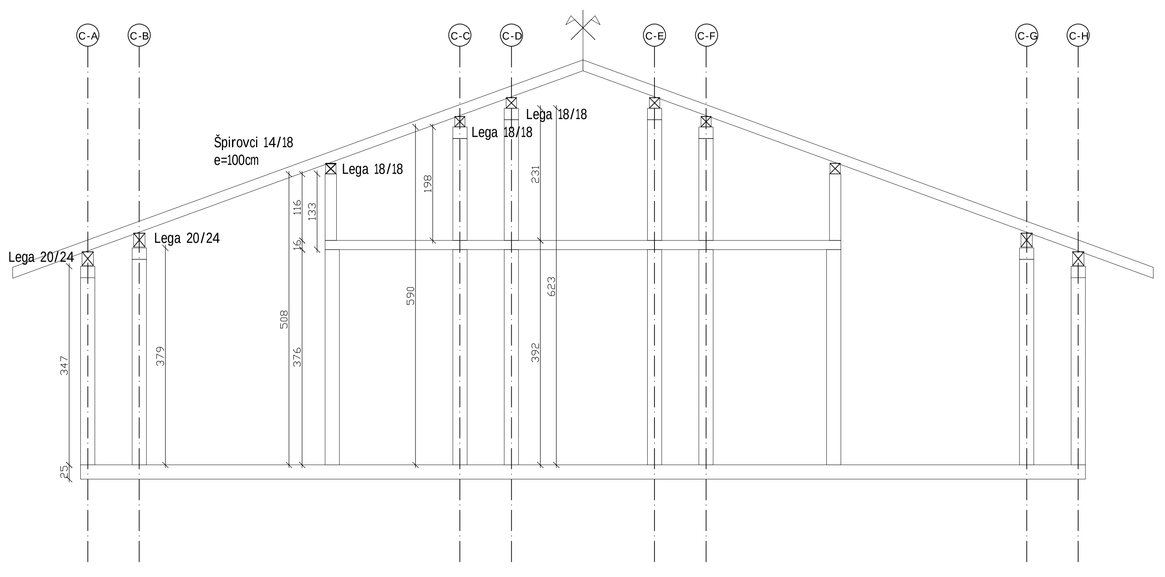

ARMATURA HORIZONTALNIH VEZI
25/20 CM, L = 74,00m (ocena)
M : 1 : 25 - vezi v plošči

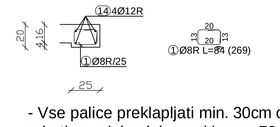

- Vse palice preklapljati min. 30cm od roba odprtin s minimalnim preklopom 70 cm!!!

ARMATURA HORIZ. IN POŠEVNIH VEZI
25/20 CM, L = 170,00m (ocena)
M : 1 : 25 - vezi v objektu

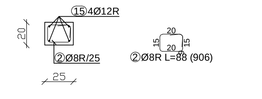

ARMATURA VERTIKALNE VEZI VV-25/A,H
25/25 CM, kom : 6+6=12
M : 1 : 50

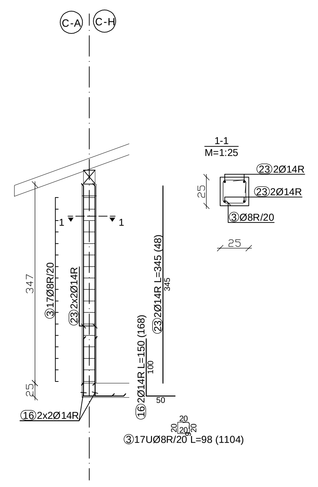

ARMATURA VERTIKALNE VEZI VV-25/B,G
25/25 CM, kom : 5+5=10
M : 1 : 50

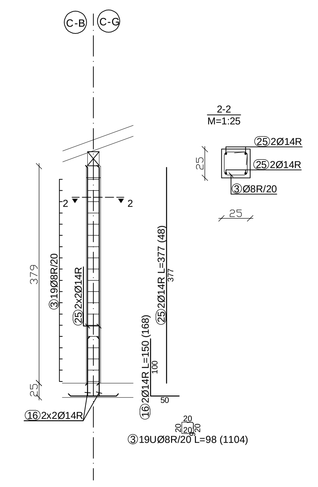

ARMATURA VERTIKALNE VEZI VV-25/BK,GK
25/25 CM, kom : 1+1= 2
M : 1 : 50

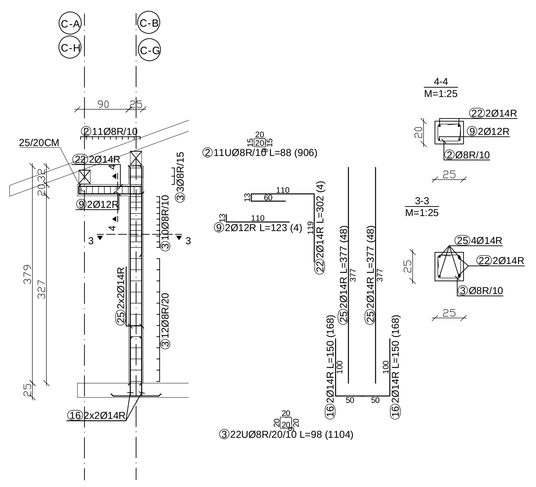

ARMATURA VERTIKALNE VEZI VV-25/BC,FG
25/25 CM, kom : 4+4=8
M : 1 : 50

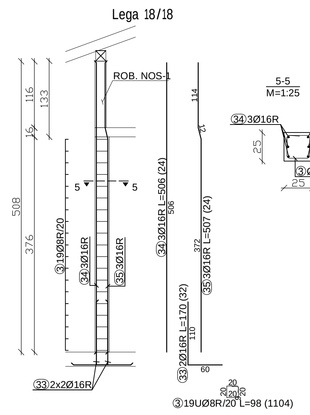

ARMATURA VERTIKALNE VEZI VV-25/C,F
25/25 CM, kom : 2+2= 4
M : 1 : 50

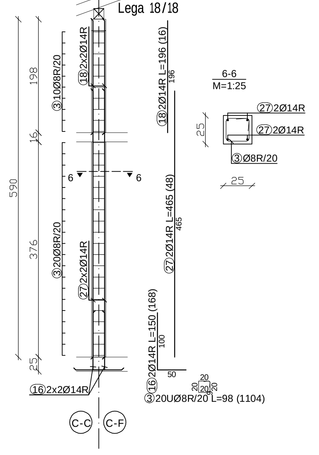

ARMATURA VERTIKALNE VEZI VV-25/D,E
25/25 CM, kom : 4+4=8
M : 1 : 50

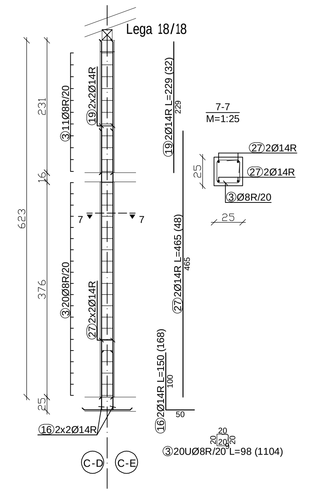

ARMATURA VERTIKALNE VEZI VV-25/D,E
25/25 CM, kom : 2+2= 4
M : 1 : 50

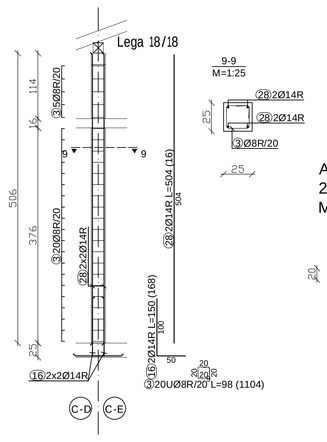

ARMATURA PREKLADE PV-120
25/20 CM, kom : 6
M : 1 : 50

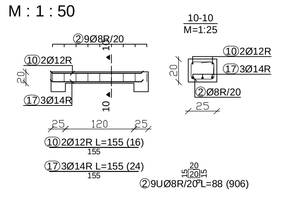

ARMATURA PREKLADE PO-75
20/20 CM, kom : 1
M : 1 : 50

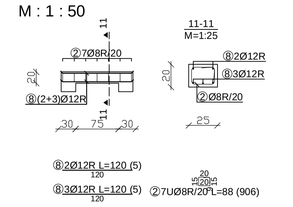

ARMATURA PREKLADE PV-110
25/20 CM, kom : 2
M : 1 : 50

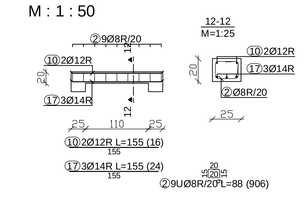

ARMATURA PREKLADE PV-170
25/20 CM, kom : 1
M : 1 : 50

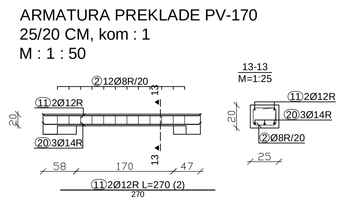

ARMATURA PREKLADE PV-205
25/20 CM, kom : 6
M : 1 : 50

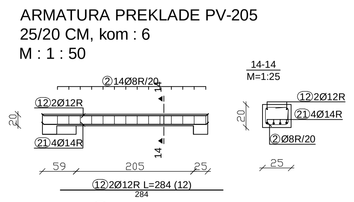

ARMATURA PREKLADE PV-205/1
25/20 CM, kom : 6
M : 1 : 50

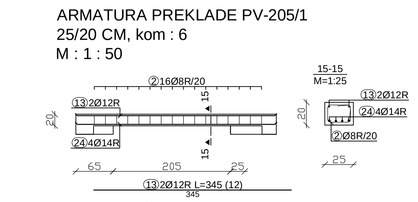

ARMATURA ROBNEGA NOSILCA ROB NOS-1
20/132 CM, kom : 1+1=2
M : 1 : 50 - v oseh 2-B-C, F-G

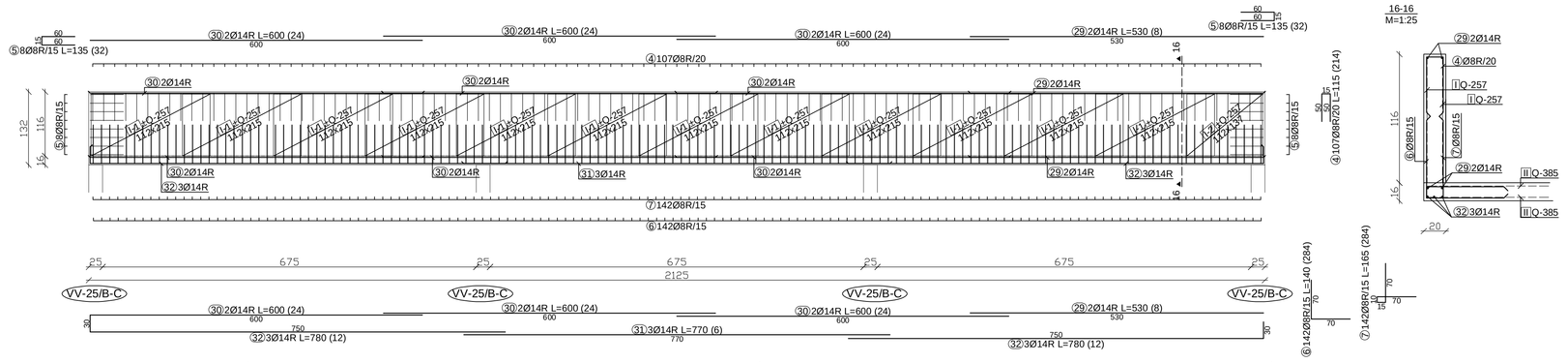

Palice - specifikacija

ozn	oblika in mere [cm]	Ø	lg [m]	n [kos]	lgn [m]
	2-DSO BLOKE - OBJEKT C - KONSTRUKCIJE OBJEKTA (1 kos)				
1		8	0.84	269	225.96
2		8	0.88	906	797.28
3		8	0.98	1104	1081.92
4		8	1.15	214	246.10
5		8	1.35	32	43.20
6		8	1.40	284	397.60
7		8	1.65	284	468.60
8	120	12	1.20	5	6.00
9	23 120	12	1.23	4	4.92
10	155	12	1.55	16	24.80
11	270	12	2.70	2	5.40
12	284	12	2.84	12	34.08
13	345	12	3.45	12	41.40
14	7400	12	74.00	4	296.00
15	17000	12	170.00	4	680.00
16	28 100	14	1.50	168	252.00
17	155	14	1.55	24	37.20
18	196	14	1.96	16	31.36
19	229	14	2.29	32	73.28
20	270	14	2.70	3	8.10
21	284	14	2.84	24	68.16
22	13 40 119	14	3.02	4	12.08
23	345	14	3.45	48	165.60
24	345	14	3.45	24	82.80
25	377	14	3.77	48	180.96
26	390	14	3.90	8	31.20
27	465	14	4.65	48	223.20
28	504	14	5.04	16	80.64
29	530	14	5.30	8	42.40
30	600	14	6.00	24	144.00
31	770	14	7.70	6	46.20
32	20 750	14	7.80	12	93.60
33	110	16	1.70	32	54.40
34	506	16	5.06	24	121.44
35	114 372 20	16	5.07	24	121.68

Palice - izvleček

Ø [mm]	lgn [m]	Teža enote [kg/m']	Teža [kg]
	RA1		
8	3260.66	0.41	1333.61
12	1092.60	0.92	1005.19
14	1572.78	1.25	1969.12
16	297.52	1.64	487.34
Skupaj (RA1)			4795.26
Skupaj			4795.26

Mreže - specifikacija

Pozicija	Ozn.mreže	B [cm]	L [cm]	n	Teža enote [kg/m2]	Skupna teža [kg]
	2-DSO BLOKE - OBJEKT C - KONSTRUKCIJE OBJEKTA (1 kos)					
I-1	Q-257	215	112	48	4.12	476.21
I-2	Q-257	137	112	4	4.12	25.29
Skupaj						501.49

Mreže - izvleček

Ozn.mreže	B [cm]	L [cm]	n	Teža enote [kg/m2]	Skupna teža [kg]
Q-257	215	600	11	4.12	584.63
Skupaj					584.63

Mreže - načrt razreza

Q-257 (600 cm x 215 cm)

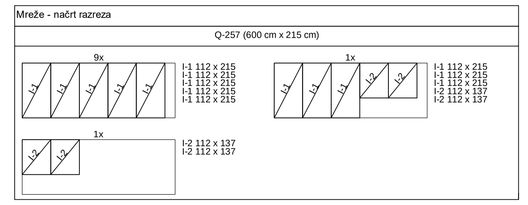

- VSE MERE IN KOM ARMATURE KONTROLIRATI NA GRADBIŠČU IN JIH PO POTREBI USTREZNO KORIGIRATI, PRED NAROČILOM ARMATURE !!!

BETON - C25/30 ZAŠČITNI SLOJ BETONA 2,5CM
ARMATURA - B500B

ARMATURA KONSTRUKCIJ OBJEKTA
M : 1 : 50

PIRING
Projektiranje, tehnično svetovanje
Tbilisijska 5, 1000 Ljubljana
tel.: 041 487 771 e-mail: info@piring.si

Naročnik: DSO GROSUPLJE
Ob Grosupeljščici 28
1290 Grosuplje

Objekt:	DSO Bloke	Faza:	PZI
Opis:	Objekt C - Armaturni načrt konstrukcij objekta	Projekt št.:	DSOB - 24
		Načrt št.:	DSOB - 24 GK
Vodja projekta:	Mag. Jerič u.d.i.a. ZAPS A 1237	Datum:	Marec 2024
Pooblaščeni inženir:	Vojko Pirjevec u.d.i.g. IZS G - 1613	Merilo:	1 : 50
Odobroval:	Borut Selak i.g.	List:	C-02